

Peter A. Brown, Assistant Director
Quinnipiac University Polling Institute
(203) 582-5201

Rubenstein Associates, Inc.,
Public Relations
Pat Smith (212) 843-8026

QUINNIPIAC UNIVERSITY

POLL

FOR RELEASE: APRIL 26, 2007

**GIULIANI NOW LEADS CLINTON IN ALL THREE SWING STATES;
GORE RUNS BEST VS. GOP, QUINNIPIAC UNIVERSITY POLL FINDS;**

FLORIDA: Giuliani Up 49 – 41; Clinton, McCain Tied at 45;

OHIO: Giuliani Over Clinton 46 – 41; McCain at 44 to Clinton’s 42;

PENNSYLVANIA: Giuliani Tops Clinton 47 – 43; McCain Up 45 – 43

Former New York City Mayor Rudolph Giuliani leads New York Sen. Hillary Clinton and other Democrats in the 2008 presidential race in three critical states – Florida, Ohio and Pennsylvania, according to Quinnipiac University’s Swing State Poll, three simultaneous surveys of voters in states that have been pivotal in presidential elections since 1964.

But former Vice President Al Gore, who is not yet a candidate, runs better against Republican challengers in most Swing State matchups than Sen. Clinton or Illinois Sen. Barack Obama. The independent Quinnipiac (KWIN-uh-pe-ack) University poll finds:

- Florida – Giuliani leads Clinton 49 – 41 percent, compared to 50 – 40 percent in an April 2 poll. Gore trails Giuliani 47 – 43 percent.
- Ohio – Giuliani leads Clinton 46 – 41 percent, compared to March 22 when Clinton was up 46 – 43 percent. Gore trails Giuliani 47 – 39 percent.
- Pennsylvania – Giuliani leads Clinton 47 – 43 percent, compared to 46 – 42 percent March 29. Gore ties Giuliani 44 – 44 percent.

“Mayor Rudolph Giuliani remains the front-runner, but he and the entire Democratic field should wonder if Al Gore will become an inconvenient truth in the 2008 presidential race and go for the biggest Oscar of them all,” said Peter A. Brown, assistant director of the Quinnipiac University Polling Institute.

-more-

Quinnipiac University Poll/April 26, 2007--page 2

“We might want to start calling him Swing State Rudy because of his ability to draw support in these key states and across demographic lines. But before he gets too confident, the mayor needs to realize he has lost some of the lead he had in earlier polls against the other Republican candidates,” Brown added.

“And in the GOP race, a man who’s been out of politics for six years and wasn’t that well known to begin with and isn’t yet a candidate, Fred Thompson, is doing surprisingly well. If Thompson gets in the race, he looks like he has the potential to be a major factor in the battle for the GOP nomination. His favorable/unfavorable ratio among Republicans is high.”

Florida Findings

Looking at other possible 2008 presidential matchups in Florida, the Quinnipiac University Swing State Poll finds:

- Gore tops Arizona Sen. John McCain 46 – 43 percent;
- Gore beats Thompson 48 – 36 percent;
- Clinton and McCain are tied at 45 – 45 percent;
- Clinton bests Thompson 48 – 38 percent;
- Giuliani beats Obama 49 – 38 percent;
- Obama and McCain are tied at 41 – 41 percent;
- Obama tops Thompson 42 – 35 percent.

In a Democratic primary matchup, Clinton gets 36 percent, followed by 15 percent for Gore, 13 percent for Obama and 11 percent for John Edwards.

Among Republicans, Giuliani gets 38 percent, with 15 percent for McCain, 7 percent for former Massachusetts Gov. Mitt Romney, 6 percent for former House Speaker Newt Gingrich and 5 percent for Thompson.

By a 58 – 24 percent margin, Florida voters have a favorable opinion of Giuliani.

Favorability ratings for other contenders are:

- 47 – 44 percent for Clinton;
- 47 – 27 percent for McCain;
- 42 – 17 percent for Obama;
- 50 – 38 percent for Gore;
- 44 – 24 percent for Edwards;
- 63 percent haven’t heard enough about Thompson to form an opinion;
- 66 percent haven’t heard enough about Romney to form an opinion.

-more-

Ohio Results

In other possible 2008 presidential matchups in Ohio:

- McCain beats Gore 46 – 39 percent;
- Gore beats Thompson 44 – 35 percent;
- McCain edges Clinton 44 – 42 percent;
- Clinton tops Thompson 45 – 35 percent;
- Giuliani bests Obama 45 – 37 percent;
- McCain tops Obama 42 – 36 percent;
- Obama beats Thompson 44 – 31 percent.

Clinton leads in a Democratic primary matchup with 37 percent, followed by 17 percent for Edwards, 14 percent for Obama and 11 percent for Gore.

The Republican primary race is close with 23 percent for Giuliani, 21 percent for McCain, 9 percent for Gingrich, 8 percent for Thompson and 6 percent for Romney.

Ohio voters give Giuliani a 54 – 22 percent favorability rating. For other contenders, favorability ratings are:

- 47 – 43 percent for Clinton;
- 44 – 41 percent for Gore;
- 47 – 22 percent for McCain;
- 41 – 21 percent for Obama;
- 47 – 24 percent for Edwards;
- 69 percent haven't heard enough about Thompson to form an opinion;
- 73 percent haven't heard enough about Romney to form an opinion.

Pennsylvania Results

In other possible 2008 presidential matchups in Pennsylvania:

- Gore tops McCain 45 – 42 percent;
- Gore leads Thompson 48 – 34 percent;
- McCain edges Clinton 45 – 43 percent;
- Clinton tops Thompson 47 – 36 percent;
- Giuliani beats Obama 45 – 41 percent;
- Obama edges McCain 43 – 41 percent;
- Obama beats Thompson 45 – 33 percent.

In a Democratic primary, Clinton leads with 36 percent, with 14 percent for Gore and Obama and 13 percent for Edwards.

Giuliani leads Republicans with 29 percent, followed by McCain with 17 percent, Gingrich with 10 percent, Thompson at 6 percent and Romney at 5 percent.

Quinnipiac University Poll/April 26, 2007--page 4

Giuliani gets a 57 – 22 percent favorability rating from Pennsylvania voters.

Favorability ratings for other contenders are:

- 48 – 42 percent for Clinton;
- 51 – 38 percent for Gore;
- 48 – 24 percent for McCain;
- 46 – 17 percent for Obama;
- 49 – 22 percent for Edwards;
- 66 percent haven't heard enough about Thompson to form an opinion;
- 73 percent haven't heard enough about Romney to form an opinion.

“Sen. McCain’s recent strong public support for the Iraq war appears not to have hurt him, and he’s doing better in some cases,” Brown said.

“Voters can either love Sen. Clinton or leave her. Her support is very deep, but narrow. Democrats view her favorably 8 – 1, but she turns off independents. So she leads the Democratic primary field, but struggles against Republicans.

“Sen. Obama may have matched Sen. Clinton in fundraising, but he hasn’t been able to close the gap among primary voters, where she leads by more than 2 – 1 in all three states. He is still an unknown to more than a third of voters – which gives him an opportunity to move up.”

“Perhaps absence does make the heart grow fonder. Vice President Gore generally runs best against any of the Republican candidates. Whatever the reason, should Gore get in, he could reshape the race for the Democratic presidential nomination.”

From April 17 – 24, Quinnipiac University surveyed:

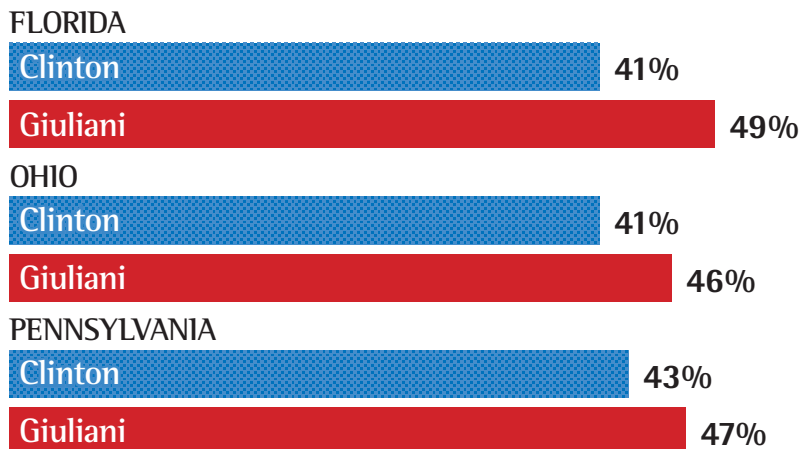
- 987 Florida voters with a margin of error of +/- 3.1 percent, including 388 Republicans with a margin of error of +/- 5 percent, and 371 Democrats with a margin of error of +/- 5.1 percent;
- 1,083 Ohio voters with a margin of error of +/- 3 percent, including 350 Republicans with a margin of error of +/- 5.2 percent, and 409 Democrats with a margin of error of +/- 4.9 percent;
- 988 Pennsylvania voters with a margin of error of +/- 3.1 percent, including 425 Republicans and 425 Democrats, each with a margin of error of +/- 4.8 percent.

The Quinnipiac University Poll, directed by Douglas Schwartz, Ph.D., conducts public opinion surveys in New York, New Jersey, Connecticut, Pennsylvania, Florida, Ohio and nationwide as a public service and for research.


For more data -- <http://www.quinnipiac.edu/x271.xml>, or call (203) 582-5201.

If the 2008 election for President were being held today and the candidates were **Hillary Clinton** the Democrat and **Rudolph Giuliani/John McCain/Fred Thompson** the Republican, for whom would you vote?

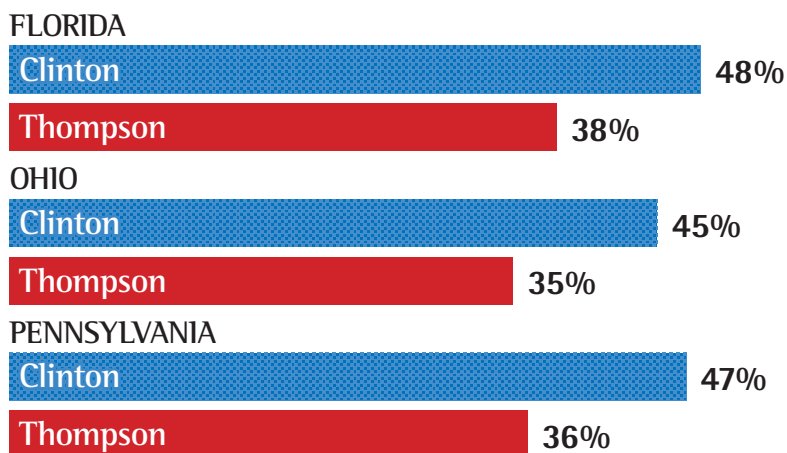
Hillary Clinton vs. Rudolph Giuliani



Hillary Clinton vs. John McCain

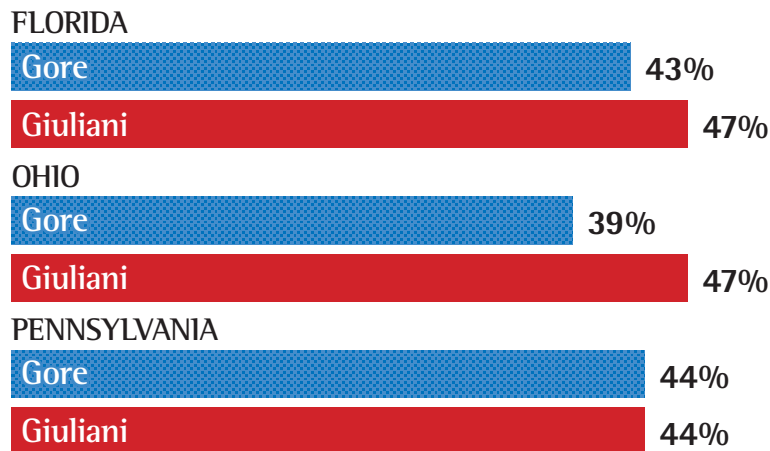


Hillary Clinton vs. Fred Thompson

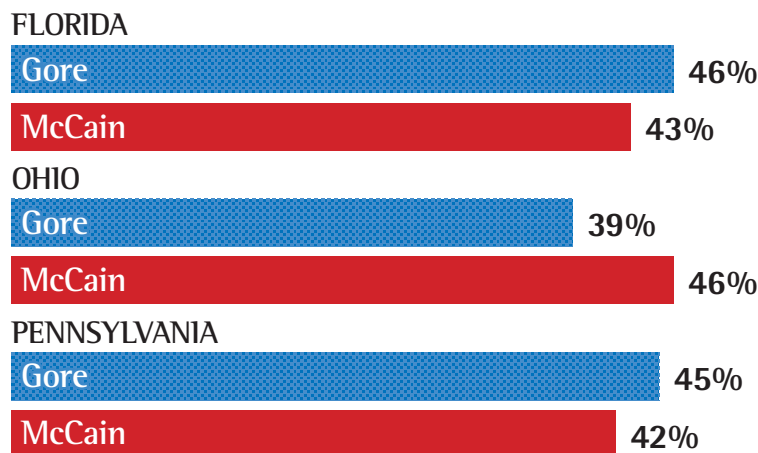


If the 2008 election for President were being held today and the candidates were Al Gore the Democrat and Rudolph Giuliani/John McCain/Fred Thompson the Republican, for whom would you vote?

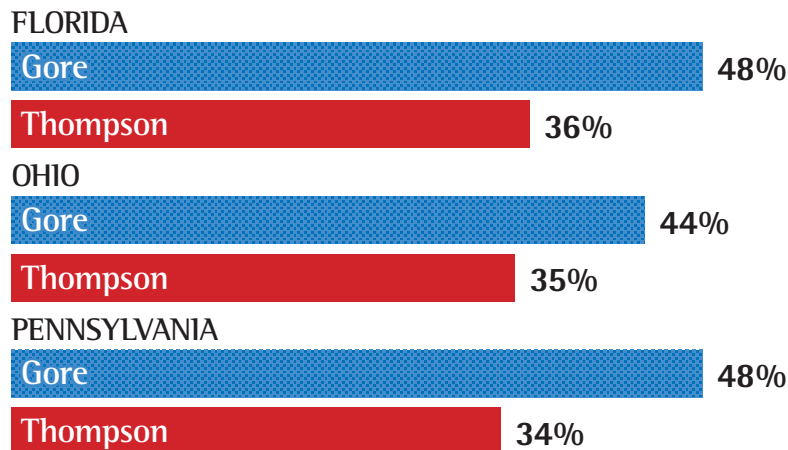
Al Gore vs. Rudolph Giuliani



Al Gore vs. John McCain



Al Gore vs. Fred Thompson




If the 2008 election for President were being held today and the candidates were Barack Obama the Democrat and Rudolph Giuliani/John McCain/Fred Thompson the Republican, for whom would you vote?

Barack Obama vs. Rudolph Giuliani

FLORIDA



OHIO



PENNSYLVANIA



Barack Obama vs. John McCain


FLORIDA



OHIO



PENNSYLVANIA




Barack Obama vs. Fred Thompson

FLORIDA



OHIO



PENNSYLVANIA



1. (If registered Democrat) If the 2008 Democratic primary for President were being held today, and the candidates were Joe Biden, Wesley Clark, Hillary Clinton, Chris Dodd, John Edwards, Al Gore, Mike Gravel, Dennis Kucinich, Barack Obama, and Bill Richardson for whom would you vote?

REGISTERED DEMOCRATS

	FL	OH	PA
Biden	2%	1%	2%
Clark	-	-	-
Clinton	36	37	36
Dodd	-	-	-
Edwards	11	17	13
Gore	15	11	14
Gravel	-	-	-
Kucinich	2	3	1
Obama	13	14	14
Richardson	2	1	2
SMONE ELSE(VOL)	3	1	2
WLDN'T VOTE(VOL)	2	1	1
DK/NA	14	14	16

2. (If registered Republican) If the 2008 Republican primary for President were being held today, and the candidates were Sam Brownback, Jim Gilmore, Newt Gingrich, Rudy Giuliani, Chuck Hagel, Mike Huckabee, Duncan Hunter, John McCain, George Pataki, Ron Paul, Mitt Romney, Tom Tancredo, Fred Thompson and Tommy Thompson for whom would you vote?

REGISTERED REPUBLICANS

	FL	OH	PA
Brownback	-	2%	1%
Gilmore	-	-	-
Gingrich	6	9	10
Giuliani	38	23	29
Hagel	-	-	1
Huckabee	-	-	2
Hunter	-	-	-
McCain	15	21	17
Pataki	1	-	1
Paul	-	-	-
Romney	7	6	5
Tancredo	1	1	-
Thompson, F.	5	8	6
Thompson, T.	1	-	1
SMONE ELSE(VOL)	2	4	2
WLDN'T VOTE(VOL)	2	1	3
DK/NA	21	23	21

1. (If registered Democrat) If the 2008 Democratic primary for President were being held today, and the candidates were -- for whom would you vote?

REGISTERED DEMOCRATS.....

FL.....	Tot	Men	Wom	Apr 2 2007
Biden	2%	2%	2%	1%
Clark	-	1	-	1
Clinton	36	33	38	36
Dodd	-	1	-	-
Edwards	11	13	9	11
Gore	15	18	13	16
Gravel	-	-	-	-
Kucinich	2	3	1	1
Obama	13	10	15	13
Richardson	2	2	2	2
SMONE ELSE (VOL)	3	4	2	1
WLDN'T VOTE (VOL)	2	2	2	2
DK/NA	14	12	16	14

OH.....	Tot	Men	Wom	Mar 22 2007
Biden	1%	1%	1%	1%
Clark	-	-	-	-
Clinton	37	22	47	32
Dodd	-	-	-	-
Edwards	17	21	15	11
Gore	11	17	6	14
Gravel	-	-	-	-
Kucinich	3	6	2	3
Obama	14	16	12	22
Richardson	1	1	-	1
SMONE ELSE (VOL)	1	1	1	2
WLDN'T VOTE (VOL)	1	3	-	1
DK/NA	14	13	16	15

PA.....	Tot	Men	Wom	Mar 29 2007
Biden	2%	-	3%	4%
Clark	-	-	-	-
Clinton	36	29	41	36
Dodd	-	-	-	-
Edwards	13	15	11	9
Gore	14	19	11	13
Gravel	-	-	-	-
Kucinich	1	1	1	-
Obama	14	16	13	17
Richardson	2	3	1	2
SMONE ELSE (VOL)	2	2	2	2
WLDN'T VOTE (VOL)	1	1	1	1
DK/NA	16	14	17	16

2. (If registered Republican) If the 2008 Republican primary for President were being held today, and the candidates were -- for whom would you vote?

REGISTERED REPUBLICANS.....

FL.....	Tot	Men	Wom	WtBrnAgn Evnglcl	Apr 2 2007
Brownback	-	-	1%	-	1%
Gilmore	-	-	-	-	-
Gingrich	6	8	4	9	11
Giuliani	38	40	36	33	35
Hagel	-	-	-	-	-
Huckabee	-	-	-	-	-
Hunter	-	-	1	-	-
McCain	15	18	12	20	15
Pataki	1	2	-	-	-
Paul	-	-	-	-	1
Romney	7	7	6	4	5
Tancredo	1	2	-	1	-
Thompson, F.	5	6	3	5	6
Thompson, T.	1	1	-	1	1
SMONE ELSE (VOL)	2	2	2	2	3
WLDN 'T VOTE (VOL)	2	2	2	-	3
DK/NA	21	13	31	24	19

OH.....	Tot	Men	Wom	WtBrnAgn Evnglcl	Mar 22 2007
Brownback	2%	4%	1%	1%	-
Gilmore	-	-	1	1	1
Gingrich	9	13	5	11	8
Giuliani	23	17	30	16	31
Hagel	-	-	1	-	1
Huckabee	-	1	-	-	1
Hunter	-	1	-	-	-
McCain	21	23	19	29	20
Pataki	-	-	-	-	-
Paul	-	-	-	-	-
Romney	6	6	6	5	6
Tancredo	1	1	-	-	1
Thompson, F.	8	11	4	7	6
Thompson, T.	-	-	-	-	1
SMONE ELSE (VOL)	4	3	5	5	1
WLDN 'T VOTE (VOL)	1	1	1	-	1
DK/NA	23	19	26	23	23

PA.....	Tot	Men	Wom	WtBrnAgn Evnglcl	Mar 29 2007
Brownback	1%	-	1%	2%	1%
Gilmore	-	-	-	-	-
Gingrich	10	12	9	10	7
Giuliani	29	28	29	30	33
Hagel	1	2	1	-	-
Huckabee	2	3	-	3	-
Hunter	-	-	1	1	1
McCain	17	16	17	16	18
Pataki	1	1	-	-	1
Paul	-	-	-	-	-
Romney	5	6	4	4	5
Tancredo	-	-	-	1	-
Thompson, F.	6	9	4	4	6
Thompson, T.	1	1	2	1	-
SMONE ELSE (VOL)	2	2	2	2	3
WLDN 'T VOTE (VOL)	3	3	3	3	1
DK/NA	21	16	28	23	22

3. If the 2008 election for President were being held today, and the candidates were -- the Democrat and -- the Republican, for whom would you vote?

	FL	OH	PA
Clinton Giuliani	41% 49	41% 46	43% 47
Obama Giuliani	38% 49	37% 45	41% 45
Gore Giuliani	43% 47	39% 47	44% 44
Clinton McCain	45% 45	42% 44	43% 45
Obama McCain	41% 41	36% 42	43% 41
Gore McCain	46% 43	39% 46	45% 42
Clinton Thompson	48% 38	45% 35	47% 36
Obama Thompson	42% 35	44% 31	45% 33
Gore Thompson	48% 36	44% 35	48% 34

3. If the 2008 election for President were being held today, and the candidates were Hillary Clinton the Democrat and Rudy Giuliani the Republican, for whom would you vote?

	FL	OH	PA
Clinton	41%	41%	43%
Giuliani	49	46	47
SMONE ELSE(VOL)	1	1	1
WLDN'T VOTE(VOL)	3	3	2
DK/NA	7	9	6

3. If the 2008 election for President were being held today, and the candidates were Hillary Clinton the Democrat and Rudy Giuliani the Republican, for whom would you vote?

FL.....Tot	Rep	Dem	Ind	Men	Wom	WtBrnAgn Evnglcl	
Clinton	41%	3%	79%	41%	33%	48%	26%
Giuliani	49	91	13	44	58	40	67
SMONE ELSE(VOL)	1	-	1	1	1	1	-
WLDN'T VOTE(VOL)	3	1	2	4	2	3	2
DK/NA	7	5	6	10	5	9	5

OH.....Tot	Rep	Dem	Ind	Men	Wom	WtBrnAgn Evnglcl	
Clinton	41%	8%	81%	29%	34%	47%	31%
Giuliani	46	83	10	54	54	39	56
SMONE ELSE(VOL)	1	1	1	2	2	1	1
WLDN'T VOTE(VOL)	3	2	2	4	4	2	3
DK/NA	9	5	7	12	6	12	9

PA.....Tot	Rep	Dem	Ind	Men	Wom	WtBrnAgn Evnglcl	
Clinton	43%	8%	78%	35%	39%	47%	26%
Giuliani	47	86	16	46	52	43	64
SMONE ELSE(VOL)	1	1	-	3	1	1	1
WLDN'T VOTE(VOL)	2	1	-	7	2	2	2
DK/NA	6	4	5	9	6	7	7

4. If the 2008 election for President were being held today, and the candidates were Barack Obama the Democrat and Rudy Giuliani the Republican, for whom would you vote?

	FL	OH	PA
Obama	38%	37%	41%
Giuliani	49	45	45
SMONE ELSE(VOL)	-	2	1
WLDN'T VOTE(VOL)	3	3	2
DK/NA	10	13	12

4. If the 2008 election for President were being held today, and the candidates were Barack Obama the Democrat and Rudy Giuliani the Republican, for whom would you vote?

FL.....Tot	Rep	Dem	Ind	Men	Wom	WtBrnAgn Evnglcl	
Obama	38%	6%	69%	42%	34%	41%	20%
Giuliani	49	85	20	43	57	42	65
SMONE ELSE(VOL)	-	-	1	-	1	-	1
WLDN'T VOTE(VOL)	3	1	2	3	3	3	2
DK/NA	10	9	9	12	6	14	11

OH.....Tot	Rep	Dem	Ind	Men	Wom	WtBrnAgn Evnglcl	
Obama	37%	11%	70%	28%	33%	41%	25%
Giuliani	45	76	16	48	51	39	54
SMONE ELSE(VOL)	2	-	2	2	2	1	2
WLDN'T VOTE(VOL)	3	2	4	3	5	3	5
DK/NA	13	10	8	18	9	17	14

PA.....Tot	Rep	Dem	Ind	Men	Wom	WtBrnAgn Evnglcl	
Obama	41%	8%	71%	38%	37%	44%	22%
Giuliani	45	79	16	42	52	38	59
SMONE ELSE(VOL)	1	-	2	2	2	1	1
WLDN'T VOTE(VOL)	2	2	-	4	2	2	1
DK/NA	12	11	11	14	8	15	17

5. If the 2008 election for President were being held today, and the candidates were Al Gore the Democrat and Rudy Giuliani the Republican, for whom would you vote?

	FL	OH	PA
Gore	43%	39%	44
Giuliani	47	47	44
SMONE ELSE(VOL)	1	1	1
WLDN'T VOTE(VOL)	3	3	2
DK/NA	7	10	9

5. If the 2008 election for President were being held today, and the candidates were Al Gore the Democrat and Rudy Giuliani the Republican, for whom would you vote?

FL.....Tot	Rep	Dem	Ind	Men	Wom	WtBrnAgn Evnglcl	
Gore	43%	4%	82%	43%	39%	46%	25%
Giuliani	47	91	12	40	54	40	66
SMONE ELSE(VOL)	1	-	1	1	-	1	-
WLDN'T VOTE(VOL)	3	1	2	4	3	3	2
DK/NA	7	4	4	12	4	10	6

OH.....Tot	Rep	Dem	Ind	Men	Wom	WtBrnAgn Evnglcl	
Gore	39%	8%	73%	30%	35%	43%	28%
Giuliani	47	84	17	50	52	43	58
SMONE ELSE(VOL)	1	-	1	2	2	1	1
WLDN'T VOTE(VOL)	3	2	2	4	4	2	3
DK/NA	10	6	7	14	8	11	10

PA.....Tot	Rep	Dem	Ind	Men	Wom	WtBrnAgn Evnglcl	
Gore	44%	11%	75%	37%	43%	44%	23%
Giuliani	44	81	15	44	48	41	64
SMONE ELSE(VOL)	1	1	2	1	2	1	1
WLDN'T VOTE(VOL)	2	1	1	5	2	3	1
DK/NA	9	6	7	12	6	11	11

6. If the 2008 election for President were being held today, and the candidates were Hillary Clinton the Democrat and John McCain the Republican, for whom would you vote?

.....FL	OH	PA	
Clinton	45%	42%	43%
McCain	45	44	45
SMONE ELSE (VOL)	1	1	2
WLDN'T VOTE (VOL)	3	3	2
DK/NA	6	10	8

6. If the 2008 election for President were being held today, and the candidates were Hillary Clinton the Democrat and John McCain the Republican, for whom would you vote?

FL.....Tot	Rep	Dem	Ind	Men	Wom	WtBrnAgn Evnglcl	
Clinton	45%	7%	81%	46%	39%	50%	26%
McCain	45	90	11	37	52	39	68
SMONE ELSE (VOL)	1	-	1	2	1	1	1
WLDN'T VOTE (VOL)	3	1	2	5	4	3	2
DK/NA	6	3	5	10	4	7	3

OH.....Tot	Rep	Dem	Ind	Men	Wom	WtBrnAgn Evnglcl	
Clinton	42%	8%	79%	32%	33%	49%	30%
McCain	44	83	12	49	54	36	57
SMONE ELSE (VOL)	1	2	1	2	2	1	1
WLDN'T VOTE (VOL)	3	1	1	3	3	2	1
DK/NA	10	6	7	14	8	12	10

PA.....Tot	Rep	Dem	Ind	Men	Wom	WtBrnAgn Evnglcl	
Clinton	43%	6%	79%	36%	35%	51%	25%
McCain	45	86	13	44	53	37	61
SMONE ELSE (VOL)	2	-	1	6	3	1	1
WLDN'T VOTE (VOL)	2	2	1	3	1	2	2
DK/NA	8	6	6	11	7	10	11

7. If the 2008 election for President were being held today, and the candidates were Barack Obama the Democrat and John McCain the Republican, for whom would you vote?

.....FL	OH	PA	
Obama	41%	36%	43%
McCain	41	42	41
SMONE ELSE (VOL)	2	2	2
WLDN 'T VOTE (VOL)	3	4	2
DK/NA	13	16	13

7. If the 2008 election for President were being held today, and the candidates were Barack Obama the Democrat and John McCain the Republican, for whom would you vote?

FL.....Tot	Rep	Dem	Ind	Men	Wom	WtBrnAgn Evnglcl	
Obama	41%	9%	72%	47%	38%	44%	23%
McCain	41	80	10	33	49	33	59
SMONE ELSE (VOL)	2	1	2	2	2	1	2
WLDN 'T VOTE (VOL)	3	1	3	4	3	3	4
DK/NA	13	10	13	14	8	17	11

OH.....Tot	Rep	Dem	Ind	Men	Wom	WtBrnAgn Evnglcl	
Obama	36%	10%	64%	32%	32%	40%	24%
McCain	42	73	18	45	51	34	52
SMONE ELSE (VOL)	2	1	2	3	2	2	3
WLDN 'T VOTE (VOL)	4	2	5	3	4	4	5
DK/NA	16	14	12	18	11	20	17

PA.....Tot	Rep	Dem	Ind	Men	Wom	WtBrnAgn Evnglcl	
Obama	43%	9%	71%	43%	37%	48%	26%
McCain	41	77	16	35	51	31	55
SMONE ELSE (VOL)	2	1	2	3	3	1	1
WLDN 'T VOTE (VOL)	2	1	1	3	1	2	1
DK/NA	13	12	10	16	8	17	17

8. If the 2008 election for President were being held today, and the candidates were Al Gore the Democrat and John McCain the Republican, for whom would you vote?

	FL	OH	PA
Gore	46%	39%	45%
McCain	43	46	42
SMONE ELSE (VOL)	1	2	2
WLDN'T VOTE (VOL)	3	3	2
DK/NA	7	10	9

8. If the 2008 election for President were being held today, and the candidates were Al Gore the Democrat and John McCain the Republican, for whom would you vote?

FL.....Tot	Rep	Dem	Ind	Men	Wom	WtBrnAgn Evnglcl	
Gore	46%	7%	85%	46%	42%	50%	25%
McCain	43	87	10	36	50	37	66
SMONE ELSE (VOL)	1	1	1	1	1	1	2
WLDN'T VOTE (VOL)	3	1	1	5	3	3	1
DK/NA	7	4	3	11	4	9	6

OH.....Tot	Rep	Dem	Ind	Men	Wom	WtBrnAgn Evnglcl	
Gore	39%	6%	75%	30%	34%	42%	29%
McCain	46	86	12	52	52	41	58
SMONE ELSE (VOL)	2	-	2	1	2	2	1
WLDN'T VOTE (VOL)	3	2	2	4	4	3	3
DK/NA	10	6	9	13	7	13	9

PA.....Tot	Rep	Dem	Ind	Men	Wom	WtBrnAgn Evnglcl	
Gore	45%	10%	79%	40%	42%	48%	23%
McCain	42	80	12	42	48	37	60
SMONE ELSE (VOL)	2	-	1	5	2	1	1
WLDN'T VOTE (VOL)	2	2	2	3	2	3	3
DK/NA	9	7	7	10	7	10	12

9. If the 2008 election for President were being held today, and the candidates were Hillary Clinton the Democrat and Fred Thompson the Republican, for whom would you vote?

	FL	OH	PA
Clinton	48%	45%	47%
Thompson	38	35	36
SMONE ELSE (VOL)	1	2	2
WLDN'T VOTE (VOL)	3	3	3
DK/NA	9	14	12

9. If the 2008 election for President were being held today, and the candidates were Hillary Clinton the Democrat and Fred Thompson the Republican, for whom would you vote?

FL.....Tot	Rep	Dem	Ind	Men	Wom	WtBrnAgn Evnglcl	
Clinton	48%	9%	85%	50%	41%	54%	29%
Thompson	38	81	7	27	47	30	59
SMONE ELSE (VOL)	1	-	1	3	1	1	1
WLDN'T VOTE (VOL)	3	1	2	6	4	3	2
DK/NA	9	8	5	14	7	11	9

OH.....Tot	Rep	Dem	Ind	Men	Wom	WtBrnAgn Evnglcl	
Clinton	45%	12%	82%	36%	37%	52%	35%
Thompson	35	74	7	38	43	29	43
SMONE ELSE (VOL)	2	1	2	3	2	2	2
WLDN'T VOTE (VOL)	3	1	2	4	4	2	2
DK/NA	14	12	8	19	13	15	17

PA.....Tot	Rep	Dem	Ind	Men	Wom	WtBrnAgn Evnglcl	
Clinton	47%	10%	85%	40%	41%	54%	29%
Thompson	36	73	5	36	44	28	51
SMONE ELSE (VOL)	2	2	1	4	2	2	1
WLDN'T VOTE (VOL)	3	3	2	5	4	3	5
DK/NA	12	12	7	15	9	14	15

10. If the 2008 election for President were being held today, and the candidates were Barack Obama the Democrat and Fred Thompson the Republican, for whom would you vote?

	FL	OH	PA
Obama	42%	44%	45
Thompson	35	31	33
SMONE ELSE (VOL)	2	2	2
WLDN ' T VOTE (VOL)	4	4	2
DK/NA	17	20	17

10. If the 2008 election for President were being held today, and the candidates were Barack Obama the Democrat and Fred Thompson the Republican, for whom would you vote?

FL.....Tot	Rep	Dem	Ind	Men	Wom	WtBrnAgn Evnglcl	
Obama	42%	9%	72%	47%	37%	45%	25%
Thompson	35	74	6	27	45	27	51
SMONE ELSE (VOL)	2	-	3	1	2	2	2
WLDN ' T VOTE (VOL)	4	2	3	8	4	4	5
DK/NA	17	14	16	17	11	22	17

OH.....Tot	Rep	Dem	Ind	Men	Wom	WtBrnAgn Evnglcl	
Obama	44%	14%	72%	41%	39%	48%	31%
Thompson	31	63	8	30	39	25	40
SMONE ELSE (VOL)	2	-	4	2	2	3	2
WLDN ' T VOTE (VOL)	4	1	4	3	5	2	4
DK/NA	20	22	12	23	16	23	22

PA.....Tot	Rep	Dem	Ind	Men	Wom	WtBrnAgn Evnglcl	
Obama	45%	14%	75%	42%	43%	48%	30%
Thompson	33	66	8	32	40	26	44
SMONE ELSE (VOL)	2	1	2	3	3	1	1
WLDN ' T VOTE (VOL)	2	2	1	4	2	3	2
DK/NA	17	17	14	19	13	22	23

11. If the 2008 election for President were being held today, and the candidates were Al Gore the Democrat and Fred Thompson the Republican, for whom would you vote?

	FL	OH	PA
Gore	48%	44%	48%
Thompson	36	35	34
SMONE ELSE (VOL)	1	2	2
WLDN'T VOTE (VOL)	3	3	3
DK/NA	12	15	14

11. If the 2008 election for President were being held today, and the candidates were Al Gore the Democrat and Fred Thompson the Republican, for whom would you vote?

FL.....Tot	Rep	Dem	Ind	Men	Wom	WtBrnAgn Evnglcl	
Gore	48%	8%	87%	49%	45%	51%	30%
Thompson	36	78	5	27	43	29	55
SMONE ELSE (VOL)	1	-	1	2	1	1	1
WLDN'T VOTE (VOL)	3	2	2	5	2	3	2
DK/NA	12	12	6	17	8	15	12

OH.....Tot	Rep	Dem	Ind	Men	Wom	WtBrnAgn Evnglcl	
Gore	44%	9%	80%	39%	39%	49%	32%
Thompson	35	76	7	34	40	31	46
SMONE ELSE (VOL)	2	-	3	3	2	1	2
WLDN'T VOTE (VOL)	3	1	3	4	5	3	2
DK/NA	15	14	8	20	14	16	18

PA.....Tot	Rep	Dem	Ind	Men	Wom	WtBrnAgn Evnglcl	
Gore	48%	15%	82%	41%	47%	49%	31%
Thompson	34	69	6	32	38	30	47
SMONE ELSE (VOL)	2	2	1	3	2	2	1
WLDN'T VOTE (VOL)	3	3	2	3	2	3	1
DK/NA	14	12	9	20	10	17	20

12-19. Is your opinion of -- favorable, unfavorable or haven't you heard enough about her/him?

	FL	OH	PA
- Hillary Clinton			
Favorable	47%	47%	48%
Unfavorable	44	43	42
Hvn't hrd enough	6	8	7
REFUSED	3	2	3

- John Edwards			
Favorable	44%	47%	49%
Unfavorable	24	24	22
Hvn't hrd enough	29	27	27
REFUSED	3	1	2

- Rudy Giuliani			
Favorable	58%	54%	57%
Unfavorable	24	22	22
Hvn't hrd enough	15	22	18
REFUSED	3	2	3

- Al Gore			
Favorable	50%	44%	51%
Unfavorable	38	41	38
Hvn't hrd enough	10	12	10
REFUSED	3	3	2

- John McCain			
Favorable	47%	47%	48%
Unfavorable	27	22	24
Hvn't hrd enough	23	28	24
REFUSED	3	3	4

- Barack Obama			
Favorable	42%	41%	46%
Unfavorable	17	21	17
Hvn't hrd enough	39	36	35
REFUSED	1	2	3

- Mitt Romney			
Favorable	17%	15%	13%
Unfavorable	15	11	13
Hvn't hrd enough	66	73	73
REFUSED	2	1	2

- Fred Thompson			
Favorable	25%	21%	23%
Unfavorable	10	10	10
Hvn't hrd enough	63	69	66
REFUSED	2	1	2

12-19. Is your opinion of -- favorable, unfavorable or haven't you heard enough about her/him?

12. - Hillary Clinton

	FL	OH	PA					
Favorable	47%	47%	48%					
Unfavorable	44	43	42					
Hvn't hrd enough	6	8	7					
REFUSED	3	2	3					
FL.....Tot		Rep	Dem	Ind	Men	Wom	WtBrnAgn Evnglcl	
Favorable	47%	12%	81%	48%	40%	53%	30%	
Unfavorable	44	82	10	39	52	37	64	
Hvn't hrd enough	6	4	7	7	4	7	6	
REFUSED	3	2	2	6	4	2	1	
OH.....Tot		Rep	Dem	Ind	Men	Wom	WtBrnAgn Evnglcl	
Favorable	47%	15%	80%	39%	39%	53%	35%	
Unfavorable	43	79	13	48	51	37	54	
Hvn't hrd enough	8	5	6	11	8	8	9	
REFUSED	2	1	2	2	2	2	2	
PA.....Tot		Rep	Dem	Ind	Men	Wom	WtBrnAgn Evnglcl	
Favorable	48%	16%	79%	42%	40%	55%	32%	
Unfavorable	42	77	11	48	49	37	59	
Hvn't hrd enough	7	5	7	7	9	6	7	
REFUSED	3	2	3	3	3	3	2	

13. - John Edwards

	FL	OH	PA					
Favorable	44%	47%	49%					
Unfavorable	24	24	22					
Hvn't hrd enough	29	27	27					
REFUSED	3	1	2					
FL.....Tot		Rep	Dem	Ind	Men	Wom	WtBrnAgn Evnglcl	
Favorable	44%	23%	65%	48%	41%	47%	36%	
Unfavorable	24	45	8	18	30	19	32	
Hvn't hrd enough	29	28	24	32	26	31	27	
REFUSED	3	5	2	2	3	3	5	
OH.....Tot		Rep	Dem	Ind	Men	Wom	WtBrnAgn Evnglcl	
Favorable	47%	29%	67%	45%	43%	51%	47%	
Unfavorable	24	44	10	22	33	17	26	
Hvn't hrd enough	27	25	22	32	23	31	26	
REFUSED	1	1	1	1	2	1	1	
PA.....Tot		Rep	Dem	Ind	Men	Wom	WtBrnAgn Evnglcl	
Favorable	49%	34%	65%	46%	46%	52%	47%	
Unfavorable	22	39	8	19	28	15	24	
Hvn't hrd enough	27	25	26	32	24	31	28	
REFUSED	2	2	1	2	2	2	2	

14. - Rudy Giuliani

	FL	OH	PA
Favorable	58%	54%	57%
Unfavorable	24	22	22
Hvn't hrd enough	15	22	18
REFUSED	3	2	3

FL.....Tot	Rep	Dem	Ind	Men	Wom	WtBrnAgn Evnglcl	
Favorable	58%	83%	37%	57%	64%	53%	65%
Unfavorable	24	3	43	25	20	27	16
Hvn't hrd enough	15	11	16	15	12	17	17
REFUSED	3	3	4	2	3	3	3

OH.....Tot	Rep	Dem	Ind	Men	Wom	WtBrnAgn Evnglcl	
Favorable	54%	70%	35%	62%	58%	51%	56%
Unfavorable	22	9	38	17	23	21	19
Hvn't hrd enough	22	18	25	19	17	26	23
REFUSED	2	2	2	2	2	2	2

PA.....Tot	Rep	Dem	Ind	Men	Wom	WtBrnAgn Evnglcl	
Favorable	57%	76%	42%	55%	60%	55%	64%
Unfavorable	22	10	34	23	24	20	10
Hvn't hrd enough	18	11	21	18	13	22	22
REFUSED	3	2	3	3	2	3	3

15. - Al Gore

	FL	OH	PA
Favorable	50%	44%	51%
Unfavorable	38	41	38
Hvn't hrd enough	10	12	10
REFUSED	3	3	2

FL.....Tot	Rep	Dem	Ind	Men	Wom	WtBrnAgn Evnglcl	
Favorable	50%	13%	79%	57%	45%	53%	33%
Unfavorable	38	77	8	30	44	33	57
Hvn't hrd enough	10	8	11	9	8	11	6
REFUSED	3	2	2	5	3	2	3

OH.....Tot	Rep	Dem	Ind	Men	Wom	WtBrnAgn Evnglcl	
Favorable	44%	13%	73%	43%	42%	47%	34%
Unfavorable	41	78	14	41	48	36	51
Hvn't hrd enough	12	7	11	14	8	15	11
REFUSED	3	2	2	3	3	2	3

PA.....Tot	Rep	Dem	Ind	Men	Wom	WtBrnAgn Evnglcl	
Favorable	51%	23%	77%	46%	48%	53%	32%
Unfavorable	38	68	11	43	40	36	54
Hvn't hrd enough	10	8	12	7	10	10	13
REFUSED	2	1	1	3	1	2	1

16. - John McCain

	FL	OH	PA
Favorable	47%	47%	48%
Unfavorable	27	22	24
Hvn't hrd enough	23	28	24
REFUSED	3	3	4

FL.....Tot	Rep	Dem	Ind	Men	Wom	WtBrnAgn Evnglcl	
Favorable	47%	71%	27%	49%	53%	42%	60%
Unfavorable	27	7	43	29	25	28	17
Hvn't hrd enough	23	19	27	18	18	27	20
REFUSED	3	3	3	4	4	3	3

OH.....Tot	Rep	Dem	Ind	Men	Wom	WtBrnAgn Evnglcl	
Favorable	47%	64%	32%	52%	58%	38%	53%
Unfavorable	22	10	34	19	20	23	17
Hvn't hrd enough	28	23	31	27	18	37	28
REFUSED	3	3	3	2	4	2	2

PA.....Tot	Rep	Dem	Ind	Men	Wom	WtBrnAgn Evnglcl	
Favorable	48%	70%	33%	47%	54%	43%	52%
Unfavorable	24	11	36	25	25	24	17
Hvn't hrd enough	24	16	29	22	17	29	28
REFUSED	4	3	2	6	4	3	3

17. - Barack Obama

	FL	OH	PA
Favorable	42%	41%	46%
Unfavorable	17	21	17
Hvn't hrd enough	39	36	35
REFUSED	1	2	3

FL.....Tot	Rep	Dem	Ind	Men	Wom	WtBrnAgn Evnglcl	
Favorable	42%	25%	59%	47%	37%	46%	33%
Unfavorable	17	29	5	18	24	11	23
Hvn't hrd enough	39	45	35	33	37	41	43
REFUSED	1	1	1	2	1	1	1

OH.....Tot	Rep	Dem	Ind	Men	Wom	WtBrnAgn Evnglcl	
Favorable	41%	27%	53%	42%	38%	44%	30%
Unfavorable	21	35	12	18	26	17	29
Hvn't hrd enough	36	35	35	37	34	37	39
REFUSED	2	2	-	3	3	1	2

PA.....Tot	Rep	Dem	Ind	Men	Wom	WtBrnAgn Evnglcl	
Favorable	46%	28%	57%	52%	45%	46%	34%
Unfavorable	17	26	7	18	18	15	21
Hvn't hrd enough	35	42	35	26	33	36	42
REFUSED	3	3	1	4	3	2	3

18. - Mitt Romney	FL	OH	PA
Favorable	17%	15%	13%
Unfavorable	15	11	13
Hvn't hrd enough	66	73	73
REFUSED	2	1	2

FL.....Tot	Rep	Dem	Ind	Men	Wom	WtBrnAgn Evnglcl	
Favorable	17%	28%	11%	9%	21%	12%	19%
Unfavorable	15	8	21	18	16	13	12
Hvn't hrd enough	66	62	66	70	60	72	67
REFUSED	2	2	2	3	3	2	3

OH.....Tot	Rep	Dem	Ind	Men	Wom	WtBrnAgn Evnglcl	
Favorable	15%	28%	8%	13%	20%	11%	20%
Unfavorable	11	7	16	10	11	11	9
Hvn't hrd enough	73	64	75	76	67	78	69
REFUSED	1	1	1	1	1	1	2

PA.....Tot	Rep	Dem	Ind	Men	Wom	WtBrnAgn Evnglcl	
Favorable	13%	22%	6%	10%	14%	11%	14%
Unfavorable	13	9	15	15	16	10	6
Hvn't hrd enough	73	68	78	73	67	78	78
REFUSED	2	2	1	3	2	2	2

19. - Fred Thompson	FL	OH	PA
Favorable	25%	21%	23%
Unfavorable	10	10	10
Hvn't hrd enough	63	69	66
REFUSED	2	1	2

FL.....Tot	Rep	Dem	Ind	Men	Wom	WtBrnAgn Evnglcl	
Favorable	25%	41%	15%	18%	31%	19%	32%
Unfavorable	10	2	17	11	9	10	4
Hvn't hrd enough	63	55	67	66	56	70	62
REFUSED	2	1	1	4	3	1	1

OH.....Tot	Rep	Dem	Ind	Men	Wom	WtBrnAgn Evnglcl	
Favorable	21%	36%	10%	21%	29%	14%	22%
Unfavorable	10	3	15	11	11	9	8
Hvn't hrd enough	69	61	74	67	59	76	68
REFUSED	1	-	1	1	1	1	1

PA.....Tot	Rep	Dem	Ind	Men	Wom	WtBrnAgn Evnglcl	
Favorable	23%	36%	13%	22%	27%	19%	25%
Unfavorable	10	4	16	9	11	8	2
Hvn't hrd enough	66	58	70	66	60	71	70
REFUSED	2	1	-	3	1	2	2

20. If the 2008 election for President were being held today, do you think you would vote for the Democratic candidate or the Republican candidate?

	FL	OH	PA
Democrat	45%	44%	45%
Republican	33	32	31
DEPENDS ON CAND(VOL)	15	17	18
DK/NA	7	7	7

20. If the 2008 election for President were being held today, do you think you would vote for the Democratic candidate or the Republican candidate?

FL.....Tot	Rep	Dem	Ind	Men	Wom	WtBrnAgn Evnglcl	
Democrat	45%	4%	88%	43%	40%	50%	24%
Republican	33	82	1	17	39	28	57
DEPENDS ON CAND(VOL)	15	11	8	27	16	14	13
DK/NA	7	3	3	12	6	8	6

OH.....Tot	Rep	Dem	Ind	Men	Wom	WtBrnAgn Evnglcl	
Democrat	44%	3%	91%	30%	36%	50%	32%
Republican	32	79	2	27	38	27	44
DEPENDS ON CAND(VOL)	17	13	6	31	19	15	19
DK/NA	7	5	1	13	7	8	6

PA.....Tot	Rep	Dem	Ind	Men	Wom	WtBrnAgn Evnglcl	
Democrat	45%	7%	83%	38%	40%	49%	25%
Republican	31	70	2	24	39	23	45
DEPENDS ON CAND(VOL)	18	19	12	23	17	19	20
DK/NA	7	5	2	15	5	9	10

21. (If party chosen q20) Is your mind made up, or do you think you might change your mind before the election?

FL.....Tot	PARTY CHOSEN Q20.....	
	Dem	Rep
Made up	60%	59%
Might change	38	40
DK/NA	3	2

OH.....Tot	PARTY CHOSEN Q20.....	
	Dem	Rep
Made up	51%	45%
Might change	46	52
DK/NA	2	3

PA.....Tot	PARTY CHOSEN Q20.....	
	Dem	Rep
Made up	54%	47%
Might change	45	52
DK/NA	2	2

22a. (If 'democrat' q20) Among the Republican candidates, which one would you be most likely to support? Sam Brownback, Jim Gilmore, Newt Gingrich, Rudy Giuliani, Chuck Hagel, Mike Huckabee, Duncan Hunter, John McCain, George Pataki, Ron Paul, Mitt Romney, Tom Tancredo, Fred Thompson, or Tommy Thompson?

FL.....	DEMOCRAT CHOSEN Q20		
	Tot	Men	Wom
Brownback	-	-	-
Gilmore	1	1	-
Gingrich	1	2	1
Giuliani	24	23	25
Hagel	4	5	3
Huckabee	1	-	1
Hunter	-	-	-
McCain	22	24	21
Pataki	3	6	2
Paul	-	-	-
Romney	3	3	4
Tancredo	-	-	-
Thompson, F.	4	4	4
Thompson, T.	2	5	-
WLDN'T VT FOR REP(VOL)	17	12	20
OTHER(VOL)	-	-	-
DK/NA	18	15	20

22a. (If 'democrat' q20) Among the Republican candidates, which one would you be most likely to support? Sam Brownback, Jim Gilmore, Newt Gingrich, Rudy Giuliani, Chuck Hagel, Mike Huckabee, Duncan Hunter, John McCain, George Pataki, Ron Paul, Mitt Romney, Tom Tancredo, Fred Thompson, or Tommy Thompson?

OH.....	DEMOCRAT CHOSEN Q20		
	Tot	Men	Wom
Brownback	-	-	-
Gilmore	1	2	-
Gingrich	1	2	1
Giuliani	30	25	32
Hagel	2	4	1
Huckabee	-	-	1
Hunter	-	-	-
McCain	25	29	23
Pataki	1	1	1
Paul	-	-	-
Romney	1	2	1
Tancredo	-	-	-
Thompson, F.	3	3	3
Thompson, T.	1	2	1
WLDN'T VT FOR REP(VOL)	19	19	19
OTHER(VOL)	-	-	-
DK/NA	15	11	17

22a. (If 'democrat' q20) Among the Republican candidates, which one would you be most likely to support? Sam Brownback, Jim Gilmore, Newt Gingrich, Rudy Giuliani, Chuck Hagel, Mike Huckabee, Duncan Hunter, John McCain, George Pataki, Ron Paul, Mitt Romney, Tom Tancredo, Fred Thompson, or Tommy Thompson?

PA.....	DEMOCRAT CHOSEN Q20		
	Tot	Men	Wom
Brownback	-	-	-
Gilmore	-	1	-
Gingrich	5	9	1
Giuliani	30	24	35
Hagel	3	3	3
Huckabee	2	4	1
Hunter	-	-	-
McCain	21	27	16
Pataki	1	1	2
Paul	1	2	1
Romney	3	3	3
Tancredo	-	-	-
Thompson, F.	4	3	5
Thompson, T.	-	-	1
WLDN'T VT FOR REP(VOL)	15	13	18
OTHER(VOL)	-	-	-
DK/NA	13	10	16

22b. (If 'republican' q20) Among the Democratic candidates, which one would you be most likely to support? -- Joe Biden, Wesley Clark, Hillary Clinton, Chris Dodd, John Edwards, Al Gore, Mike Gravel, Dennis Kucinich, Barack Obama or Bill Richardson?

FL.....	REPUBLICAN CHOSEN Q20.....			
	Tot	Men	Wom	WtBrnAgn Evnglcl
Biden	5%	6%	3%	4%
Clark	1	2	1	2
Clinton	7	5	8	5
Dodd	2	2	2	1
Edwards	16	14	19	19
Gore	9	11	6	9
Gravel	-	-	-	-
Kucinich	1	1	-	-
Obama	17	14	20	20
Richardson	7	12	1	3
WLDN'T VT FOR DEM(VOL)	22	25	20	21
OTHER(VOL)	-	-	-	-
DK/NA	13	7	20	14

22b. (If 'republican' q20) Among the Democratic candidates, which one would you be most likely to support? -- Joe Biden, Wesley Clark, Hillary Clinton, Chris Dodd, John Edwards, Al Gore, Mike Gravel, Dennis Kucinich, Barack Obama or Bill Richardson?

REPUBLICAN CHOSEN Q20.....				
OH.....	Tot	Men	Wom	WtBrnAgn Evnglcl
Biden	4%	4%	3%	5%
Clark	1	1	1	1
Clinton	9	8	10	11
Dodd	-	-	-	-
Edwards	17	13	21	19
Gore	9	12	5	10
Gravel	-	-	-	-
Kucinich	2	1	4	1
Obama	18	18	17	11
Richardson	5	8	2	5
WLDN'T VT FOR DEM(VOL)	19	19	19	19
OTHER(VOL)	-	1	-	1
DK/NA	16	14	18	16

22b. (If 'republican' q20) Among the Democratic candidates, which one would you be most likely to support? -- Joe Biden, Wesley Clark, Hillary Clinton, Chris Dodd, John Edwards, Al Gore, Mike Gravel, Dennis Kucinich, Barack Obama or Bill Richardson?

REPUBLICAN CHOSEN Q20.....				
PA.....	Tot	Men	Wom	WtBrnAgn Evnglcl
Biden	8%	8%	7%	3%
Clark	1	1	-	1
Clinton	8	5	12	11
Dodd	1	1	1	3
Edwards	16	13	20	24
Gore	7	9	3	6
Gravel	-	-	-	-
Kucinich	2	3	1	-
Obama	18	19	17	18
Richardson	7	9	4	6
WLDN'T VT FOR DEM(VOL)	21	23	19	20
OTHER(VOL)	-	-	-	-
DK/NA	11	8	16	8